



Knoten für 3, 4, 5, ... Schnüre (rund) • Knots for 3, 4, 5, ... pieces of string (round)




1. Alle Schnüre wie Bild ineinander fädeln.

1. Thread all of the pieces of string together as shown.



2. Alle Schnüre gleichmäßig anziehen.

2. Evenly tighten all of the pieces of string.



3. Den sich gebildeten Knoten fest anziehen. Für weitere Knoten ab 1. wieder von vorne beginnen.

3. Firmly tighten the formed knots. For additional knots, start back from 1th.

